

Mobile Sales Orders Documentation:

Settings Page:

No SIM 10:08

Settings

App ID:
18670152000

Username:
Dave

Web Services URL:
http://192.168.10.78/

Timeout (seconds):
20

Save

Test Web Services

Test MACE Connection

Settings Defaults Parameters

On first set-up, you will be asked for the following details:

App ID – This will be generated automatically.

Username – Any User ID for the device.

Web Services URL – The webservices URL required to connect to MACE.

Timeout – The delay that will occur before an error is displayed while trying to connect to MACE.

Save – This must be selected to save the settings.

Defaults:

No SIM 10:03

Settings

Company:
Dave's Motors

Branch:
Daves Motors (Bristol)

Theme Colour:
#0066FF

Theme Text Colour:
#FFFFFF

Page Text Colour:
#000000

Page Detail Colour:
#444444

Reset Defaults

Settings Defaults Parameters

Company – The company to connect with in MACE.

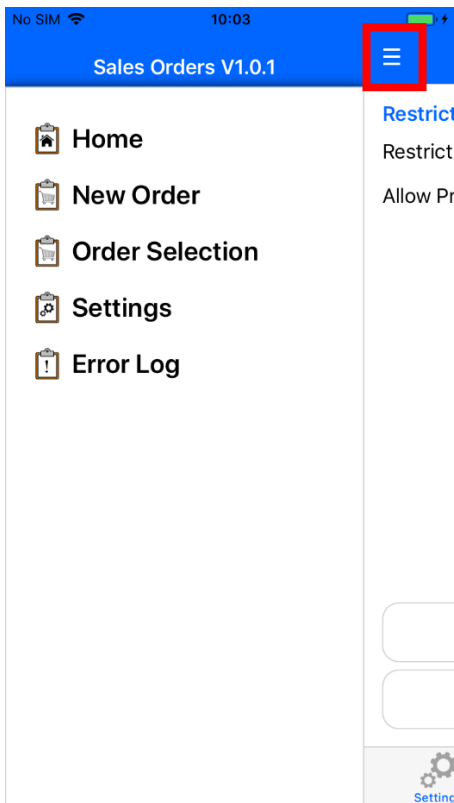
Branch – Select the branch to raise mobile orders for.

There are multiple colour options. You can type in words such as “Red” or “Blue” or type in a colour’s hexadecimal code.

Reset Defaults – Resets the colours to default.

There is no need to save the defaults, they are saved automatically.

Navigation:



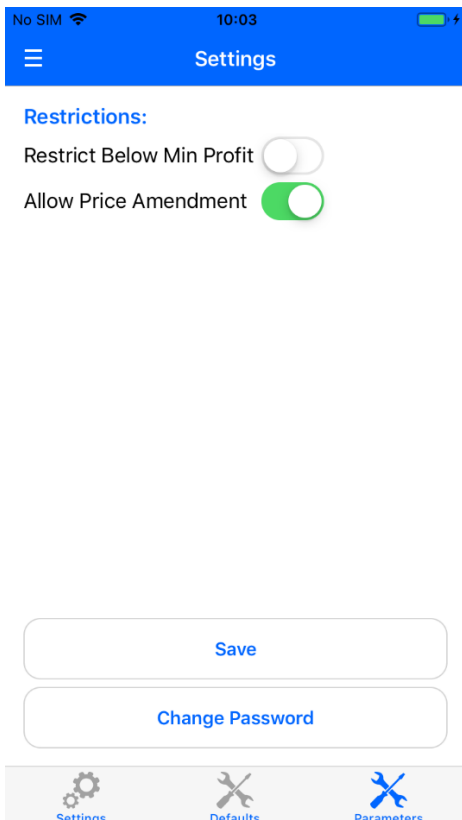
To navigate, you can either slide to the right or press the 3 dashed lines.

To select a page, tap on the required menu option.

To create a new mobile order, tap 'New Order'.

To select an existing mobile order, tap 'Order Selection'.

Parameters:



The settings in this page are app global. You can set a password to access this page by tapping the 'Change Password' option.

Restrict Below Min Profit – Restrict the Sales Orders to the minimum profit.

Allow Price Amendment – Allows users to change prices within the app.

Save – Saves any changes made to the parameters.

Mobile Order Page:

Order Ref – The customer order number.

Customer – The customer ID. You can type sort keys to display the customer list.

Salesman – The Salesman ID. This is populated automatically by the customer default but can be changed.

FRE – Add a line of text to the order.

Add – Takes you to the Product Page to add a product to the order.

Delete – If it is an existing order, you can select to delete the document.

Save – Saves the order to MACE.

Mobile Order Product Page:

Physical	On-Order	Allocated	Free	Committed
18	0	5	13	5

Product – The Product ID. You can type sort keys to display the product list.

Scan – Scan a barcode to automatically select the Product Code.

Quantity – Quantity you want added to the order.

Sales Unit – Product Sales Unit (Automatically Populated).

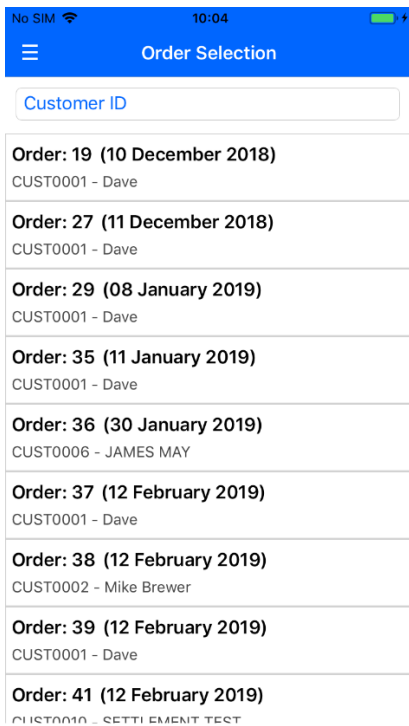
Price – Product Price (Automatically Populated).

Discount – Product Discount (Automatically Populated).

Cancel – Cancels the product line.

Save – Adds the product line to the order.

Mobile Order Selection:

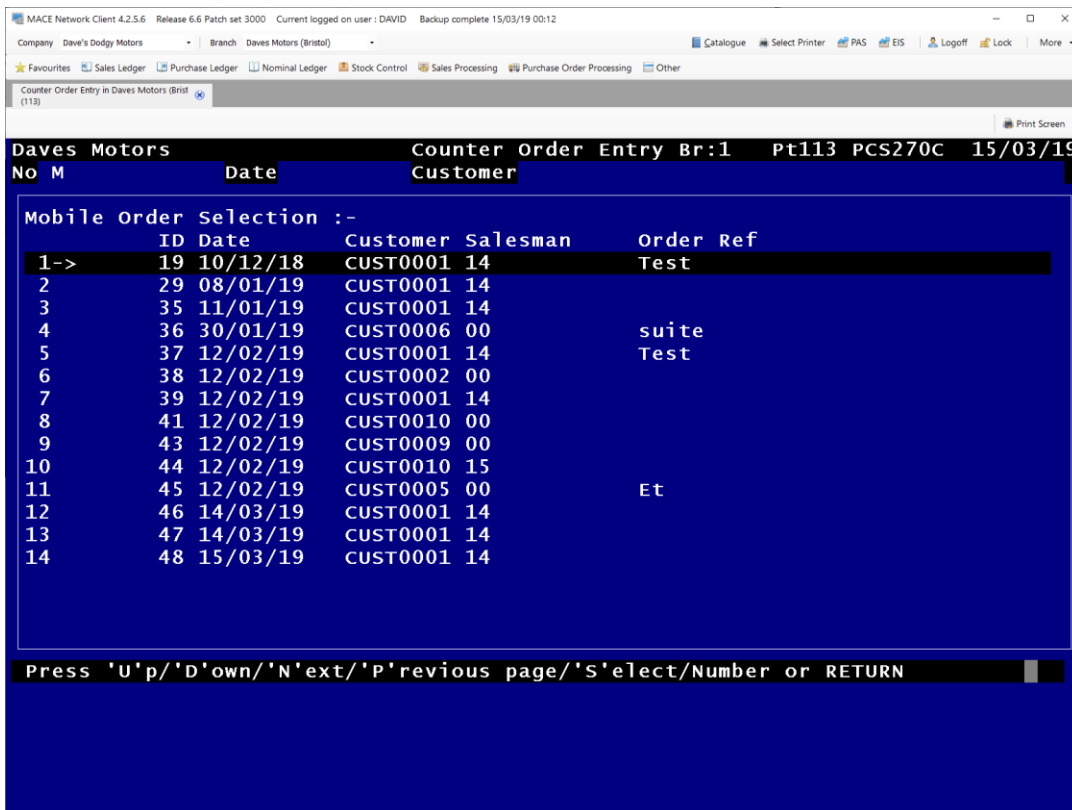


Customer ID – Filter the mobile orders on the system by Customer Code.

Mobile Order List – Tap an order to select it.

Counter Order Entry:

At the Order Number field in Counter Order Entry, type 'M'. You will then get a list of mobile orders, which you can select to convert to a Sales Order.



MACE Network Client 4.2.5.6 Release 6.6 Patch set 3000 Current logged on user: DAVID Backup complete 15/03/19 00:12

Company Dave's Dodgy Motors Branch Daves Motors (Bristol) Catalogue Select Printer PAS EIS Logoff Lock More

Favourites Sales Ledger Purchase Ledger Nominal Ledger Stock Control Sales Processing Purchase Order Processing Other

Counter Order Entry in Daves Motors (Brist (113) Print Screen

Daves Motors Adding Mobile Order P14778 15/03/19

Orders 3089:1
Customer CUST0001 Dave

Adding 2 FLUID002:1 HALFRAWDS SUPER BLUE SCREENWASH

WARNING - Profit on line 1 is -53.00 % (Minimum 10.00) - Press RETURN

MACE Network Client 4.2.5.6 Release 6.6 Patch set 3000 Current logged on user: DAVID Backup complete 15/03/19 00:12

Company Dave's Dodgy Motors Branch Daves Motors (Bristol) Catalogue Select Printer PAS EIS Logoff Lock More

Favourites Sales Ledger Purchase Ledger Nominal Ledger Stock Control Sales Processing Purchase Order Processing Other

Counter Order Entry in Daves Motors (Brist (113) Print Screen

Daves Motors Counter Order Entry Br:1 Pt113 PCS270C 15/03/19
No 3089:1 Date 08/01/19 Customer CUST0001 Dave
Salesman 14 DAVE Order

	Code	Quantity	Despatch	Follow	Unit	Price	Dis	VC	Value
1	FLUID002:1	2	2	0	1	1.0000	0.00	1	2.00
2	CLEAN001:1	1	1	0	1	15.0000	0.00	1	15.00
3	FLUID007:1	1	1	0	1	6.9900	0.00	1	6.99
4->									
5									
6									

Type Physical Allocated On Order Free Committed Total
23.99

Enter 'N'ext/'P'rev 'A'mend/'I'nsert/'D'e'l Line/'T'ext/'O'rder/'E'nd
 'C'ust name /'M'argin